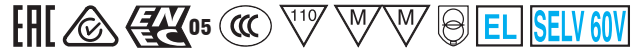


Direct current electronic drivers with DIP-SWITCH
Alimentatori elettronici in corrente continua con DIP-SWITCH

Made in Italy

constant
CURRENT



PRO FLAT 40



PRO FLAT 40 BI

2.1

Multipower drivers - Compact case - Not dimmable
Alimentatori multipotenza - Formato compatto - Non regolabili



Rated Voltage
Tensione Nominale
220 ÷ 240 V

Frequency
Frequenza
50-60 Hz

AC Operation range
Tensione di utilizzo AC
198 ÷ 264 V

DC Operation range
Tensione di utilizzo DC
(see page info15)
170 ÷ 280 V

Power - Potenza
5 ÷ 40 W

iTHD
≤ 10% ⁽¹⁾

Output current ripple
≤ 3% ⁽¹⁾

Standards compliance
EN 55015
EN 61000-3-2
EN 61000-3-3
EN 61347-1
EN 61347-2-13
EN 61547
EN 62384
VDE 0710-T14

Max. pcs for CB B16A
(see page info17)
50 pcs

In rush current
5A 50μsec

Article Articolo	Code Codice	P out W	V out DC	I out DC	U out V	ta °C	tc °C	λ max. Power Factor	η max. Efficiency ⁽¹⁾
PRO FLAT 40	127574	13	15...44	300 mA cost.	55	-25...+40	90	0,95 ⁽²⁾	> 90 %
		15	15...44	350 mA cost.					
PRO FLAT 40 BI	127575	18	13...44	400 mA cost.					
		20	11...44	450 mA cost.					
		22	10...44	500 mA cost.					
		24	9...43	550 mA cost.					
		27	8...43	600 mA cost.					
		29	8...43	650 mA cost.					
		31	7...43	700 mA cost.					
		32	6...42	750 mA cost.					
		33	6...42	800 mA cost.					
		35	6...42	850 mA cost.					
		38	6...42	900 mA cost.					
		40	6...42	950 mA cost.					
		40	5...40	1000 mA cost.					
		40	5...38	1050 mA cost.					

⁽¹⁾ Referred to $V_m = 230$ V, 100% load - Riferito a $V_m = 230$ V, carico 100%

⁽²⁾ Pout > 15 W

Light output level in DC operation: Factory default 100% EOfi=1

Livello di emissione luminosa in funzionamento DC: Impostazioni di fabbrica 100% EOfi=1

Features

- Multipower driver supplied with dip-switch for the selection of the output current.
- Driver for built-in use.
- It can be used for lighting equipment in protection class I and II.
- Active Power Factor Corrector.
- Current regulation ± 5 % including temperature variations.
- Input and output terminal blocks on opposite sides (wire cross-section up to 1,5 mm² / AWG15).
- Clamping screws on primary and secondary circuits for cables with diameter: min. 3 mm - max. 10 mm.
- Driver can be secured with slot for screws.
- Protections:
 - against overheating and short circuits;
 - against mains voltage spikes;
 - against overloads.
- Thermal protection = C.5.a.

Caratteristiche

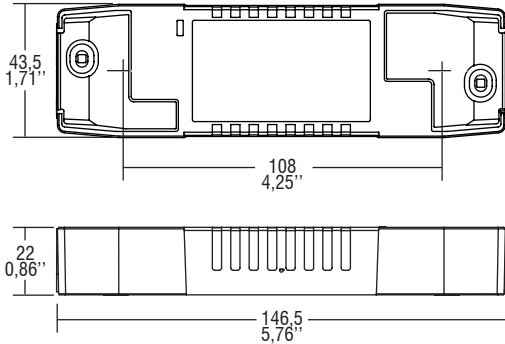
- Alimentatore multipotenza fornito di dip-switch per la selezione della corrente in uscita.
- Alimentatore da incorporare.
- Utilizzabile per apparecchi di illuminazione in classe di protezione I e II.
- PFC attivo.
- Corrente regolata ± 5 % incluse variazioni di temperatura.
- Morsetti di entrata e uscita contrapposti (sezione cavo fino a 1,5 mm² / AWG15).
- Serracavo su primario e secondario per cavi di diametro: min. 3 mm - max. 10 mm.
- Fissaggio dell'alimentatore tramite asole per viti.
- Protezioni:
 - termica e cortocircuito;
 - contro le extra-tensioni di rete;
 - contro i sovraccarichi.
- Protezione termica = C.5.a.



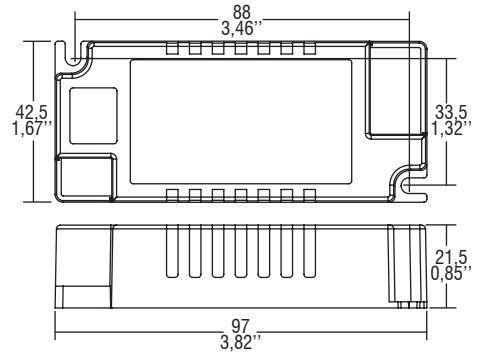
Direct current electronic drivers with DIP-SWITCH
Alimentatori elettronici in corrente continua con DIP-SWITCH

Made in Italy

IP 20 **SCREW FIXING** **Ø50 2"** Weight - Peso gr. 131 / 4,6 oz.
Pcs - Pezzi 50




BUILT-IN **SCREW FIXING** Weight - Peso gr. 86 / 3 oz.
Pcs - Pezzi 50



Wiring diagram - Schema di collegamento

(Max. LED distance on page info8 - Massima distanza LED a pagina info8)



2.1

Multipower drivers - Compact case - Not dimmable
 Alimentatori multipotenza - Formato compatto - non regolabili